

# NAAC Institutional Quality Sustenance and Development Survey

2.

1. Kindly provide the details of the institution

**Kindly provide the details of the institution Name of Institution:**

**Year of Establishment of the Institution:**

**Address Line 1:**

**Address Line 2:**

**City/Town:**

**State:**

**Postal Code:**

**Email Address:**


2. NAAC Accreditation/ Reaccreditation Details

**NAAC Accreditation/ Reaccreditation Details Year of Accreditation/ Reaccreditation:**

**Current Grade:**

**CGPA:**

3. Institutional Status



Institutional Status

4. Contact Person Details

**Contact Person Details Name of Head of Institution:**

**Contact Phone:**

**Email:**

phpaw ar31@gmail.com

**Website URL:**

www.jaihindcollege.ac.in

**Name of IQAC  
Co-ordinator**

Prof. G. T. Pedra

**Email:**

pedramanesh@

## SECTION I

This section is related to institutional goals, vision and mission, academic programmes and activities, strategies and action plans for institution building.

5. Number of academic programmes existing ( Enter a number; 0 for nil)

Number of academic programmes existing ( Enter a number; 0 for nil) Undergraduate (BA/B.Sc./B.Com etc.)

Post Graduate (MA/M.Sc./M.Com etc.)

Research Programmes (M.Phil/P.hD)

Certificate Programmes

Professional Programmes  
(B.Tech/M.Tech/B.Ed/M.Ed/Medicine/Pharmacy/Paramedical/Nursing etc)

Other value added programmes

Any other programme offered (Specify)

6. Details on Programme Development ( Enter a number; 0 for nil)

Details on Programme Development ( Enter a number; 0 for nil) New programmes added during the year

New programmes designed

Programmes under revision

Interdepartmental collaborative programmes

Inter institutional collaborative programmes

Number of review committee recommendations implemented

(Total)

Number of NAAC peer team recommendations implemented

Number of UGC/any other expert committee recommendations implemented

Number of review committee recommendation under implementation

Number of NAAC peer team recommendations under implementation

Number of UGC/ any other expert committee recommendations under implementation

7. Faculty Details ( Enter a number; 0 for nil)

Faculty Details ( Enter a number; 0 for nil) Total faculty strength required as per norms for all programmes

Total faculty on rolls

Faculty added during the year

Faculty positions vacant

Faculty left during the year

Total number of visiting faculty

Total number of guest faculty

## 8. Qualification of Faculty

Qualification of Faculty PhD and Above

MPhil

Masters

Any other (Specify)

## 9. Faculty qualification improvement

Faculty qualification improvement PhD awarded to existing faculty

MPhil awarded to existing faculty

Any other degree awarded to existing faculty

## 10. Administrative Staff Details ( Enter a number; 0 for nil)

Administrative Staff Details ( Enter a number; 0 for nil) Administrative staff (total sanctioned)

Administrative staff (Actual strength)

Added during the year of reporting

Left during the year

Number of posts vacant

## 11. Technical Support Staff Details ( Enter a number; 0 for nil)

Technical Support Staff Details ( Enter a number; 0 for nil) Technical Support Staff (Total sanctioned strength)

Technical Support Staff (Actual strength)	<input type="text" value="1"/>
Added during the year	<input type="text" value="0"/>
Left during the year	<input type="text" value="0"/>
Number of posts vacant	<input type="text" value="0"/>

## SECTION II

This section surveys the quality sustenance and development activities during the year taken up by IQAC.

It reflects quality management structure, strategies, and processes which would enhance academic quality of the institution as perceived by faculty, students, alumni, and other stakeholders (social perception of the institution) inline with the vision, mission and goals of the institution.

### 12. Establishment details

	<b>DD</b>		<b>MM</b>		<b>YYYY</b>
	<input type="text" value="04"/>	/	<input type="text" value="09"/>	/	<input type="text" value="2004"/>
<b>Year of establishment of IQAC</b>	Establishment details Year of establishment of IQAC Day		Month		Year

### 13. Composition of IQAC ( Enter a number; 0 for nil)

Composition of IQAC ( Enter a number; 0 for nil)  
Number of IQAC members

Number of Alumni in IQAC

Number of Students in IQAC

Number of Faculty in IQAC

Number of Administrative Staff in IQAC

Number of Technical Staff in IQAC

Number of Management Representatives

Number of External experts in IQAC

Number of any other stakeholder and community representatives

### 14. IQAC Meetings

IQAC Meetings

Number of IQAC meetings held during the year

15. Whether Calendar of activities of IQAC formulated for the academic year

Whether Calendar of activities of IQAC formulated for the academic year

16. IQAC Plans for Development ( Enter a number; 0 for nil)

IQAC Plans for Development (

Enter a number; 0 for nil) Number

of academic programmes proposed

Number of value added

programmes proposed

Number of skill oriented

programmes proposed

Number of faculty competency and

development programmes proposed

Number of other staff development

programmes proposed

Number of student mentoring

programmes proposed

Number of co-curricular activities

proposed

Number of inter departmental

cooperative schemes proposed



Number of community extension programmes proposed

Any other programmes proposed (Specify)

17. IQAC Plans for development & Implementation ( Enter a number; 0 for nil)

IQAC Plans for development & Implementation ( Enter a number; 0 for nil) Number of academic programmes implemented

Number of value added programmes implemented

Number of skill oriented programmes implemented

Number of faculty competency and development programmes implemented

Number of other staff development programmes implemented

Number of student mentoring programmes implemented

Number of co-curricular activities implemented

Number of inter departmental

cooperative  
programs  
implemented

Number of  
community  
extension

4

programmes  
implemented

Any other  
programmes  
suggested that are  
implemented  
(Specify)

0

18. IQAC Seminars and Conferences ( Enter a number; 0 for nil)

IQAC Seminars and  
Conferences ( Enter a  
number; 0 for nil)

0

Number of seminars/  
conferences/  
workshops organized  
by IQAC within the  
institution

Number of  
participants from the  
institution

0

Number of  
participants from  
outside

0

Number of external  
experts invited

0

Number of external  
conferences/seminars/  
workshops on  
institutional quality  
attended

0

Number of events  
conducted with  
IQACs of other  
institutions as  
collaborative  
programmes

0

19. Did IQAC receive any funding from UGC during the year ?



Did IQAC receive any funding from UGC during the year ? Yes



No

20. If the response to Qn. 18 is Yes, please provide the amount received from UGC - (Input 0 - if NA/NIL-) Any other source including internal financial support from the management (Specify amount)

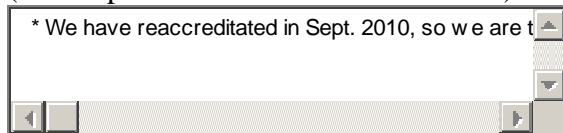
If the response to Qn. 18 is Yes, please provide the amount received from UGC - (Input 0 - if NA/NIL-) Any other source including internal financial support from the management (Specify amount)

Amount Received from UGC

Amount Received from any other source including the college management

21. Any significant contribution made by IQAC on quality enhancement during current year (Please provide details in bullet format)

\* We have reaccredited in Sept. 2010, so we are t



Any significant contribution made by IQAC on quality enhancement during current year (Please provide details in bullet format)

### SECTION III

In this section the events, activities, and outputs in the field of research and academic areas are being surveyed.

#### 22. Academic Programmes

Academic Programmes

Number of new academic programmes developed or designed by faculty

Number of faculty members involved in curriculum restructuring/revision/syllabus development

Number of programmes in which evaluation process reformation taken up and implemented

Number of active teaching days during the current academic year

Average percentage of attendance of students

Percentage of classes engaged by guest faculty and temporary teachers

Number of self financed programmes offered

Number of aided programmes offered

Number of programmes discontinued during the year

#### 23. Whether any systematic student feedback mechanism is in place ?

Whether any systematic student feedback mechanism is in place ?

#### 24. Feedback Details (If answer to Question 20 is Yes)

Feedback Details

(If answer to Question 20 is Yes) Percentage of courses where student feedback is taken

#### 25. Is feedback for improvement provided to the faculty?

Is feedback for improvement provided to the faculty?

#### 26. Faculty Research, Projects, and Publication details for the year

Faculty Research,

Projects, and Publication  
details for the year  
Number of major research  
projects undertaken  
during the year

Number of minor research  
projects undertaken  
during the year

3
---

Number of major ongoing  
projects

2
---

Number of minor ongoing  
projects

1
---

Number of major projects  
completed

0
---

Number of minor projects  
completed

3
---

Number of major project  
proposals submitted for  
external funding

0
---

Number of minor project  
proposals submitted for  
external funding

5
---

Number of research  
publications in peer  
reviewed journals

2
---

Number of research  
publications in  
international peer  
reviewed journals

16
----

Number of research  
publications in national  
peer reviewed journals

20
----

Number of research  
papers accepted for  
publication in  
international peer  
reviewed journals

1
---

Number of research  
papers accepted for  
publication in national  
peer reviewed journals

24
----

Average of impact factor  
of publications reported

0.8
-----

Number of books  
published

0
---

Number of edited books published	0
Number of books (single authored) published	0
Number of books (coauthored) published	1
Numbers of conferences attended by faculty	15
Number of international conferences attended	25
Number of national conferences attended	26
Number of papers presented in conferences	10
Number of papers presented in international conferences	25
Number of papers presented in national conferences	20
Number of conferences organized by the institution	1
Number of faculty acted as experts resource persons	3
Number of faculty acted as experts resource persons - international	3
Number of faculty acted as experts resource persons- national	1
Number of collaborations with international institutions	0
Number of collaborations with national institutions	0
Number of linkages created during the year	0
Total budget for research for current year as a percentage of total institution budget	10
Amount of external	RS. 33,15,550/-

research funding received  
in the year

Number of patents  
received in the year

Number of patents applied  
for in the year

Number of research  
awards/ recognitions  
received by faculty and  
research fellows of the  
institute in the year

Number of PhDs awarded  
during the year

Percentage of faculty  
members invited as  
external experts/resource  
persons/reviewers/referees  
or any other significant  
research activities

## SECTION IV

This section deals with Student Mentoring and Support System existing in the institution. This includes student activities, mentoring, and opportunities for development and inclusive practices.

### 27. Student Details and Support Mechanisms

Student Details and Support Mechanisms The total intake of students for various courses (Sanctioned)	2800
Actual enrollment during the year	2566
Student dropout percentage during the year	2
Success percentage in the final examination across the courses	78
Number of academic distinctions in the final examination and percentage	200 ; 30
Number of students who got admitted to institutions of national importance	0
Number of students admitted to institutions abroad	0
Number of students qualified in UGC NET/ SET	5
Number of students qualified GATE/ CAT/ other examination (Specify)	0



28. Does student support mechanism exist for coaching for competitive examinations?

Does student support mechanism exist for coaching for competitive examinations?

29. Student participation, if response is yes to Qn. 27

Student participation, if response is yes to Qn. 27 Number of students participated

30. Does student counselling and guidance service exist ?

Does student counselling and guidance service exist ?

31. Student participation, if answer to Qn. 29 is yes

Student participation, if answer to Qn. 29 is yes Number of students participated

32. Career Guidance

Career Guidance Number of career guidance programmes organized

Percentage of students participated in career guidance programmes

33. Is there provision for campus placement?

Is there provision for campus placement?

34. If yes to Qn. 32

If yes to Qn. 32 Number of students participated in campus selection programmes

Number of students selected for placement during the year

35. Does gender sensitization program exist ?

Does gender sensitization program exist ?

36. If Answer is Yes to Qn 34

If Answer is Yes to Qn 34 Number of programmes organized

5
---

37. Student activities

Student activities Number of students participated in external cultural events

95
----

Number of prizes won by students in external cultural events

10
----

Number of cultural events conducted by the institute for the students

15
----

Number of students participated in international sports and games events

0
---

Number of students participated in national level sports and games events

14
----

Number of students participated in state level sports and games events

25
----

Number of students participated in university level sports and games events

125
-----

Number of prizes won by students

0
---

in international sports and games events

Number of prizes won by students in national level sports and games events

0

Number of prizes won by students in state level sports and games events

2

Number of prizes won by students in university level sports and games events

10

Number of sports and games events conducted by the institute for the students

2

### 38. Composition of students

Composition of students

6.6

Percentage of Scheduled Caste

Percentage of Scheduled Tribe

4.4

Percentage of other backward communities

53.5

Percentage of women students

56.5

Percentage of physically challenged

0.15

Percentage of rural students

43

Percentage of urban students

57

### 39. Scholarships and Financial Support

Scholarships and Financial Support  
Number of students

120

availing financial support  
from the institution

Amount disbursed as  
financial support from  
the institution

Rs.3,43,860/-

Number of students  
awarded scholarship  
from the institution

0

Number of students  
received notable  
national/international  
acheivements/recognition

3

#### 40. Student initiatives

Student  
initiatives

3

Number of  
community  
upliftment  
programmes  
initiated by  
students

Number of  
literary  
programmes  
initiated by  
students

4

Number of social  
action initiatives  
based on science  
/ environment  
initiated by  
students

3

Number of  
student research  
initiatives

6

## SECTION V

This section surveys the Governance and Innovation at the institution related to quality management. The educational management strategies adopted and in practice for achieving the objectives are focussed.

41. Whether perspective plan for overall developmental activities is created ?

- Whether perspective plan for overall developmental activities is created ? Yes
- No

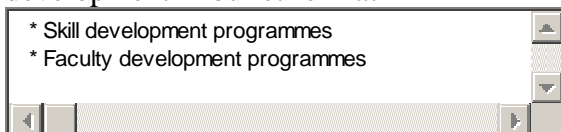
42. If the answer for Qn. 40 is Yes, is the plan implemented and monitored ?

- If the answer for Qn. 40 is Yes, is the plan implemented and monitored ? Yes
- No

43. Whether benchmarking is created for institutional quality management efforts ?

- Whether benchmarking is created for institutional quality management efforts ? Yes
- No

44. If the answer to Question 42 is Yes, please list the benchmarking in various areas of development in bullet format



\* Skill development programmes  
\* Faculty development programmes

If the answer to Question 42 is Yes, please list the benchmarking in various areas of development in bullet format

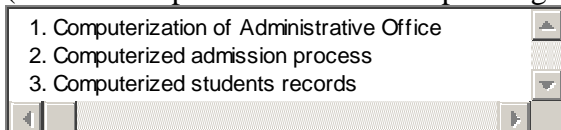
45. Is a Management Information System (MIS) in place ?

- Is a Management Information System (MIS) in place ? Yes
- No

46. If answer to question 44 is Yes, please provide details of MIS applied to

1. Administrative procedures including finance
2. Student admission
3. Student records
4. Evaluation and examination procedures
5. Research administration
6. Others

(enter the respective details corresponding to the serial numbers)



1. Computerization of Administrative Office  
2. Computerized admission process  
3. Computerized students records

If answer to question 44 is Yes, please provide details of MIS applied to 1. Administrative procedures including finance 2. Student admission 3. Student records 4. Evaluation and examination procedures 5. Research administration 6. Others (enter the respective details corresponding to the serial numbers)

47. Existence of learning resource management

**Yes**

**No**

	<b>Yes</b>		<b>No</b>
<b>e-database in library</b>	<input checked="" type="radio"/> *Existence of learning resource management e-database in library Yes	<input type="radio"/>	<input type="radio"/> e-database in library No
<b>ICT and smartclass room</b>	<input checked="" type="radio"/> ICT and smartclass room Yes	<input type="radio"/>	<input type="radio"/> ICT and smartclass room No
<b>e-learning sources (e-Books, e-Journals)</b>	<input checked="" type="radio"/> e-learning sources (e-Books, e-Journals) Yes	<input type="radio"/>	<input type="radio"/> e-learning sources (e-Books, e-Journals) No
<b>Production of teaching modules</b>	<input type="radio"/> Production of teaching modules Yes	<input checked="" type="radio"/>	<input type="radio"/> Production of teaching modules No
<b>Interactive learning facilities</b>	<input checked="" type="radio"/> Interactive learning facilities Yes	<input type="radio"/>	<input type="radio"/> Interactive learning facilities No

48. Internal resource mobilization : Kindly provide the amount contributed

Internal resource mobilization :

Kindly provide the amount contributed

Research

Consultancy and training

Student contribution

Alumni contribution

Wellwishers

49. Infrastructure and welfare spending: Please specify the amount

Infrastructure and welfare spending:

Please specify the amount Amount spent for infrastructure development

Amount spent for student welfare

Amount spent for staff welfare

50. Is delegation of authority practiced

Is delegation of authority practiced Yes

No

51. Does grievance redressal cell exist ?

**Yes**

**No**

**Faculty**

\*Does grievance redressal cell exist ? Faculty Yes

Faculty No

**Students**

Students Yes

Students No

**Staff**

Staff Yes

Staff No

52. Grievances received from faculty and resolved ( Enter a number; 0 for nil)

Grievances received from faculty and resolved ( Enter a number; 0 for nil)  
Number of grievances received

Number of grievances resolved

53. Number of grievances received from students and resolved ( Enter a number; 0 for nil)

Number of grievances received from students and resolved ( Enter a number; 0 for nil)  
Number of grievances received

Number of grievances resolved

54. Number of grievances received from other staff members and resolved ( Enter a number; 0 for nil)

Number of grievances received from other staff members and resolved ( Enter a number; 0 for nil)  
Number of grievances received

Number of grievances

resolved


55. Has the institution conducted any SWOT analysis during the year

- Has the institution conducted any SWOT analysis during the year Yes
- No

56. The SWOT analysis was done by internal or by external agency


- The SWOT analysis was done by internal or by external agency Internal
- External

57. Kindly provide three identified strengths from SWOT Analysis (in bullet format)




Kindly provide three identified strengths from SWOT Analysis (in bullet format)

58. Kindly provide three identified weaknesses from the SWOT analysis (in bullet format)




Kindly provide three identified weaknesses from the SWOT analysis (in bullet format)

59. Kindly provide two opportunities identified from the SWOT analysis (in bullet format)



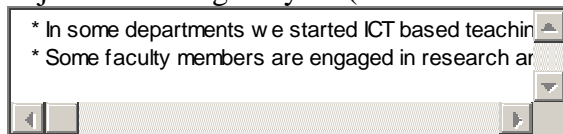
Kindly provide two opportunities identified from the SWOT analysis (in bullet format)

60. Kindly provide two identified challenges/threats from SWOT analysis (in bullet format)



Kindly provide two identified challenges/threats from SWOT analysis (in bullet format)

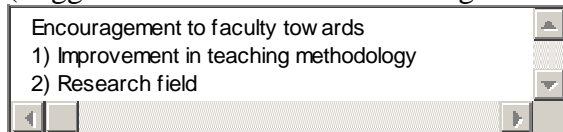
61. Identify any significant progress made by the institution towards achieving the goals and objectives during the year (list below in bullet format)



\* In some departments we started ICT based teaching  
\* Some faculty members are engaged in research activities

Identify any significant progress made by the institution towards achieving the goals and objectives during the year (list below in bullet format)

62. How do you perceive the role of NAAC in the quality development of your institution (Suggestions in bullet format to be given below)



Encouragement to faculty towards  
1) Improvement in teaching methodology  
2) Research field

How do you perceive the role of NAAC in the quality development of your institution (Suggestions in bullet format to be given below)



